

ROUTT COUNTY BOARD OF COUNTY COMMISSIONERS

Timothy V. Corrigan
District I

Timothy Redmond
District II

M. Elizabeth Melton
District III

Work Session

January 10, 2022

Times listed on the agenda are approximations and may be longer or shorter, or being earlier than scheduled, with no notice. Agendas are subject to change 24 hours before the meeting start time. To ensure you have the most up-to-date information, please check the agenda after 24 hours of its start time.

If you are joining the meeting for a specific item, please join 10 minutes before the item to ensure you are present for the beginning of the item.

All meetings will be virtual until further notice.

Join the meeting via our [Zoom Link](#) .

To join by telephone dial 1-346-248-7799

Webinar ID: 851 5180 1592 Password: 44052

1. 9:30 A.M. COUNTY MANAGER/ LEGAL/ COMMISSIONERS' COMMITTEES UPDATE

Jay Harrington, County Manager
Erick Knaus, County Attorney

2. 11:00 A.M. MIND SPRINGS HEALTH DISCUSSION

Documents:

CLIENT DEMOGRAPHICS - ROUTT COUNTY.PDF
INPATIENT PROGRAMS METRICS - ROUTT COUNTY.PDF
OP SERVICE METRICS - ROUTT COUNTY.PDF
MSH AUDITED INCOME STATEMENT BY COUNTY ROUTT FY21.PDF

3. 12:00 P.M. LUNCH BREAK

4. 1:00 P.M. SHERRIFF'S RESERVOIR DISCUSSION

Discussion with town of Oak Creek about condition of Sherriff's Reservoir.

5. 1:45 P.M. MEETING ADJOURNED

All programs, services and activities of Routt County are operated in compliance with the Americans with Disabilities Act. If you need a special accommodation as a result of a disability, please call the Commissioners Office at (970) 879-0108 to assure that we can meet your needs. Please notify us of your request as soon as possible prior to the scheduled event. Routt County uses the Relay Colorado service. Dial 711 or TDD (970) 870-5444.

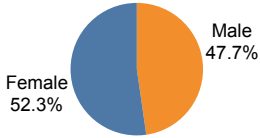
Client Demographics for Clients Active in Last Year

660 clients have been seen in the past 12 months

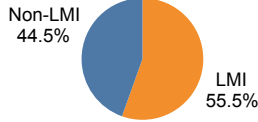
Client County
Routt County

Show/Hide Missing/Unknown Values
Hide Missing/Unknown Values

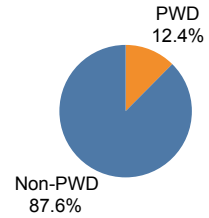
Gender Populations



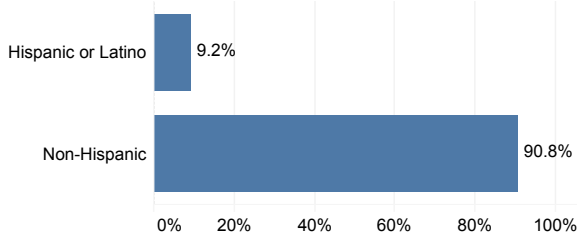
Low- to Moderate- Income (LMI) (Client is LMI if on sliding fee or Medicaid)



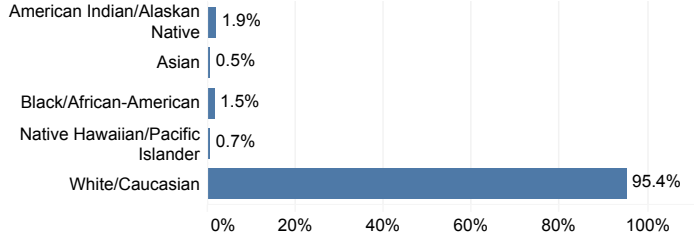
Persons With Disabilities (PWD)



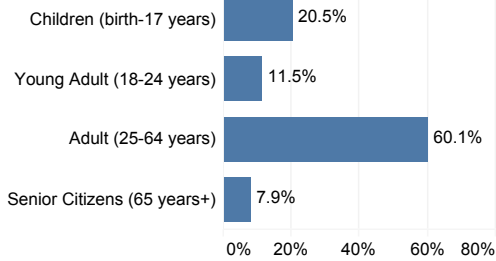
Hispanic or Latino Populations



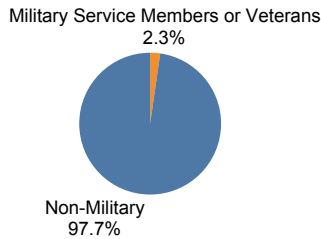
Race Populations



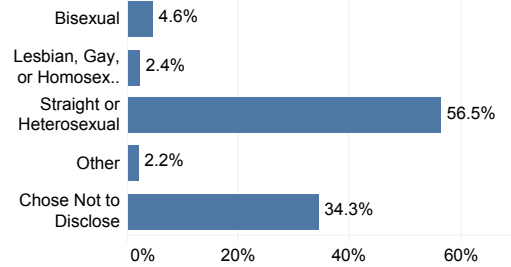
Age Populations



Service Members or Veterans



LGBTQ Populations

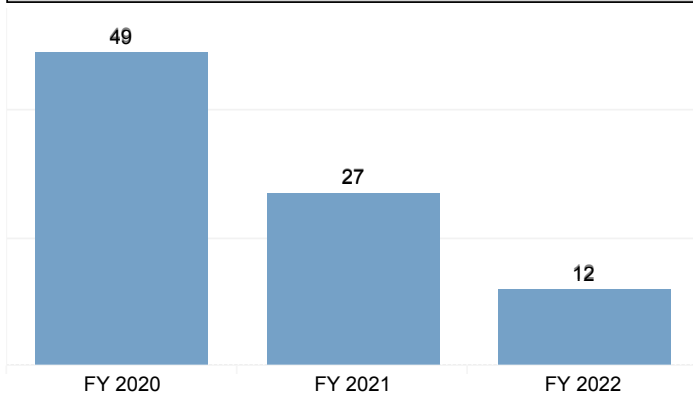


Inpatient Programs Admission and Bed Day Metrics

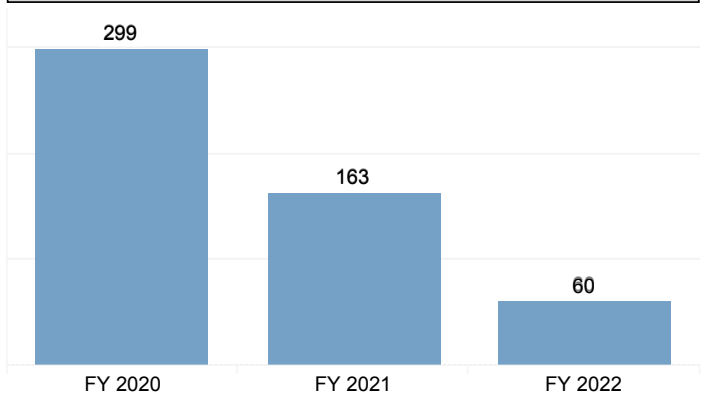
**West Springs Hospital, Womens Recovery/CIRCLE, Detox

Client County of Residence
Routt County

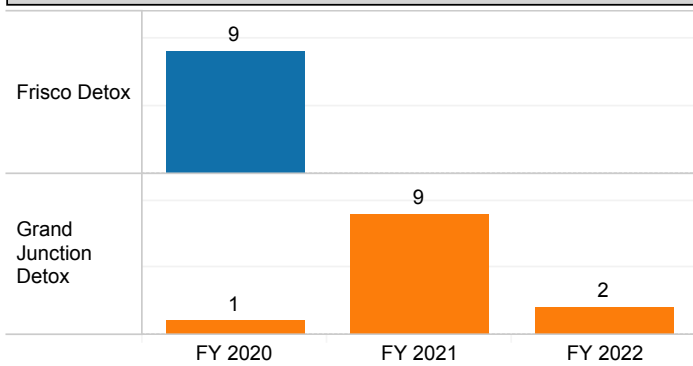
West Springs Hospital Admissions



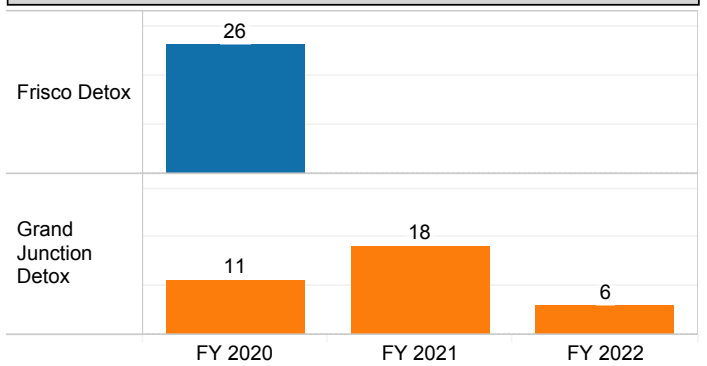
West Springs Hospital Bed Days



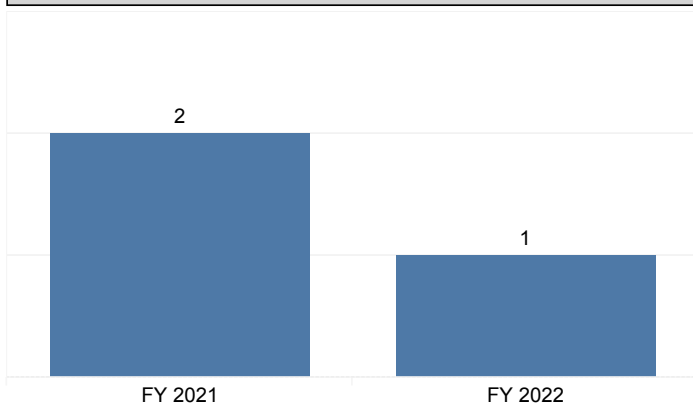
Detox Admissions



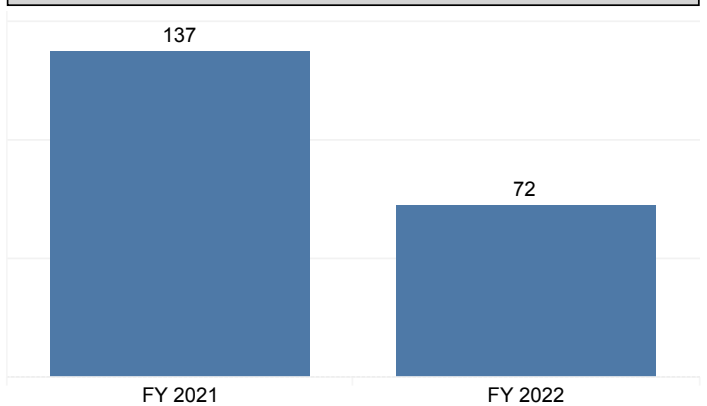
Detox Bed Days



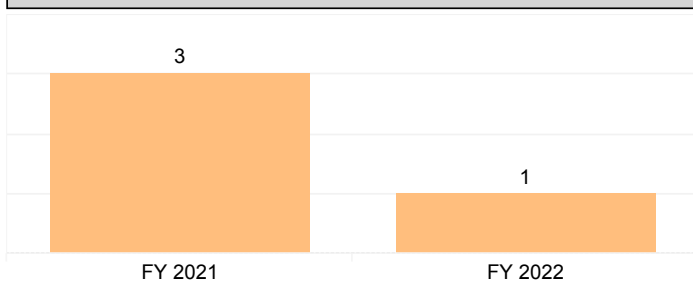
Women's Recovery Admissions



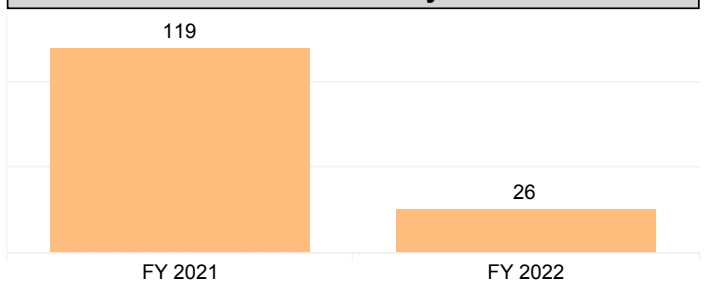
Women's Recovery Bed Days



Circle Admissions



Circle Bed Days



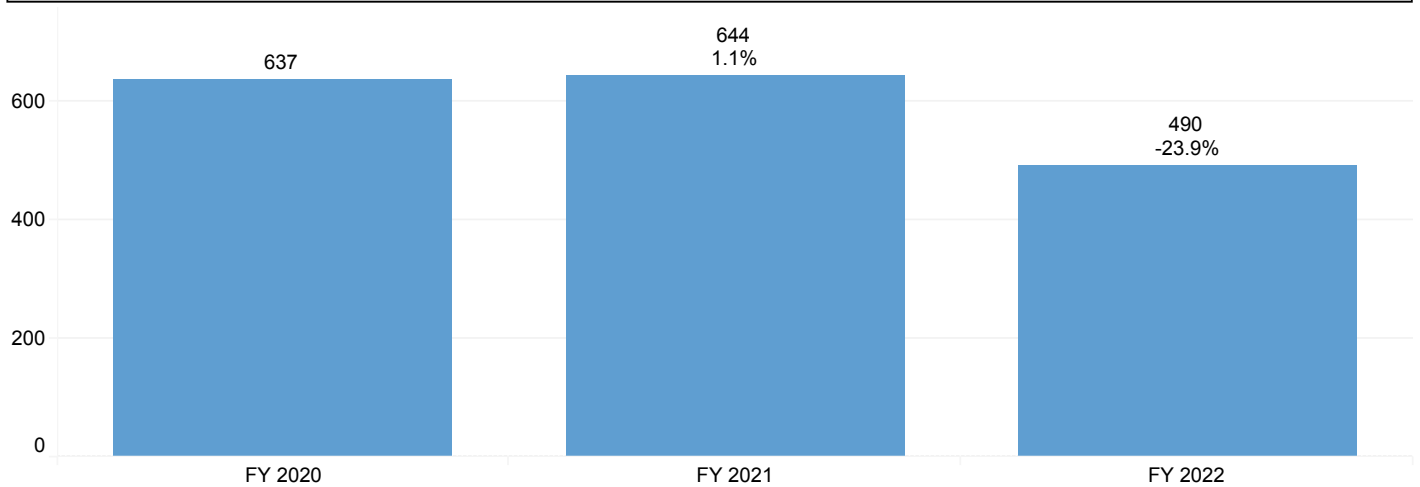
Outpatient Client and Service Metrics

**Excludes Hospital, Womens Recovery/CIRCLE, Detox

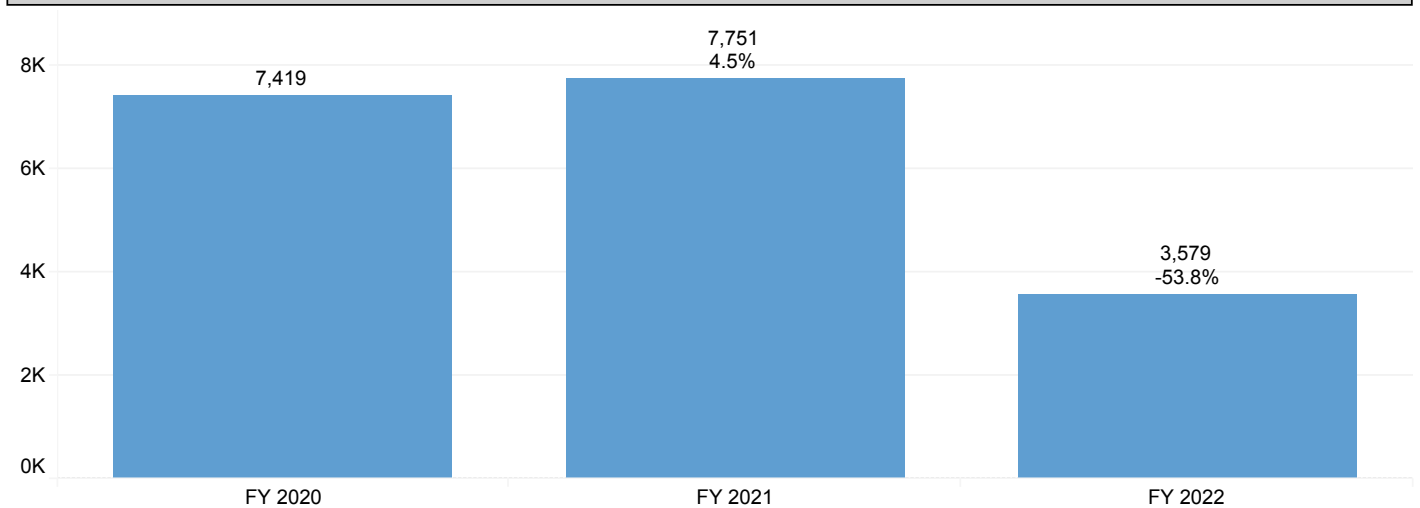
Client County of Residence
Routt County

Provider Location County
All

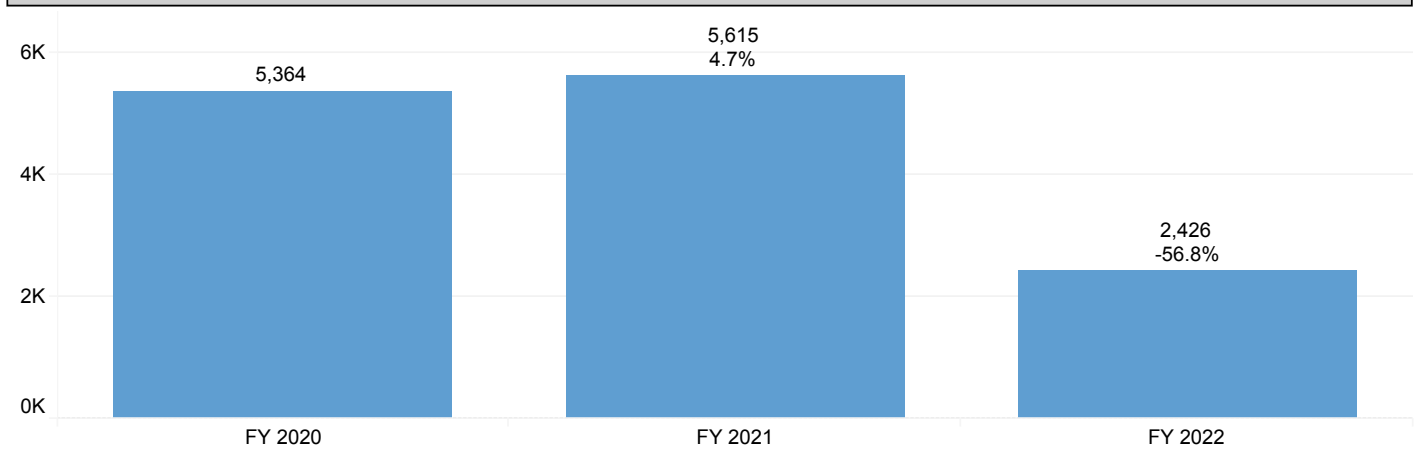
Unduplicated Client Count and Year over Year Growth



Number of Services and Year over Year Growth



Service Duration Hours and Year over Year Growth



Mind Springs Health FYE 21	Routt County	Total
Revenues		
Medicaid Capitation	\$ 1,035,105	\$ 14,879,381
Client Services Revenue	\$ 370,527.56	\$ 3,756,279
State Contracts	\$ 350,862	\$ 9,266,524
Local Government	\$ 79,582	\$ 1,003,694
Public Support	\$ 93,862	\$ 933,787
Other Revenue	\$ 10,060	\$ 221,679
COVID Funding	\$ 54,393.03	\$ 838,059
Total Revenue	\$ 1,994,392	\$ 30,899,404
Expenses		
Personnel	\$ 1,220,728	\$ 17,996,080
Client Related	\$ 75,813	\$ 1,701,406
Occupancy	\$ 146,007	\$ 2,253,437
Professional Fees	\$ 11,743	\$ 167,835
Operating	\$ 130,935	\$ 2,286,413
Other	\$ 74,895	\$ 1,173,081
Indirect Expense Allocations	\$ 354,123	\$ 5,332,798
Total Expenses	\$ 2,014,242	\$ 30,911,050
Net Income	\$ (19,850)	\$ (11,646)