

Welcome Mike Alfieri

[Sign Out](#) [My Account](#) [My Items](#) [Portal Home](#) [Property Search](#)

The City's new web portal is now online. Apply for permits, check the status of applications and inspections, submit complaints, check on planning applications and apply for business licenses - all from the comfort of home. No more lineups.

The CityView Portal is the first step in the City's plan to improve its service offerings for citizens. Watch for more updates coming soon.



Code Enforcement

[Submit a New Complaint](#)
[Case Search](#)

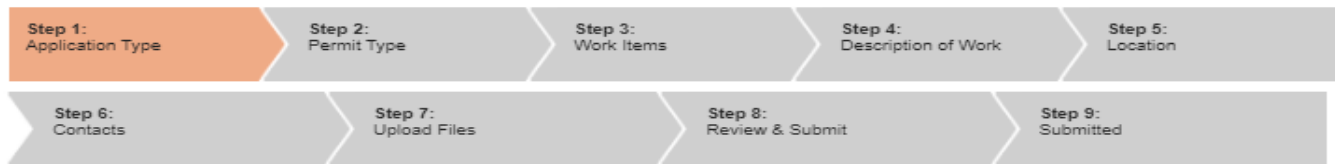


Building Department

[Apply for Permit](#)
[Estimate Fees](#)
[Request an Inspection](#)
[Request a Meeting](#)
[Application Search](#)
[Upload Submittals](#)

Welcome Mike Alfieri

[Sign Out](#) [My Account](#) [My Items](#) [Portal Home](#) [Property Search](#)



Permit Application - Description and Type

TMPPR20210000724

Required information is indicated with an asterisk (*).

Choose the application type: *

Please categorize the nature of *
the work being done:

Please describe the work being *
done:


Limit 4000 characters

Permit Application - Description and Type

TMPPR20210000726

Required information is indicated with an asterisk (*).

Choose the application type:* 

Please categorize the nature of* 
the work being done:

Please describe the work being*
done:

Limit 4000 characters

▼ **Building Use**

Building Use:* 

▼ **Value of Work to be Permitted: Cost shall include all On-Site Construction work labor and materials, but do not include Factory Built Costs of the building.**

Value of Work to be
Permitted:

▼ **If this application is related to a New construction application please provide the Parent Permit Application Number**

Parent Building Permit
Number:

▼ **Owner Builder**

Is the property owner doing* 
work?:

Cancel

Next Step: Permit Type

Save this Application for Later

Powered by CityView 

A Parent Permit Number is required to link this permit and remove the fees.

To look up a Parent Building Permit Number:

Welcome Mike Alfieri

[Sign Out](#) [My Account](#) [My Items](#) [My Shopping Cart \(0\)](#) [Portal Home](#) [Property Search](#)

Property Locator

— ▾ Search for a Property —

Property Address

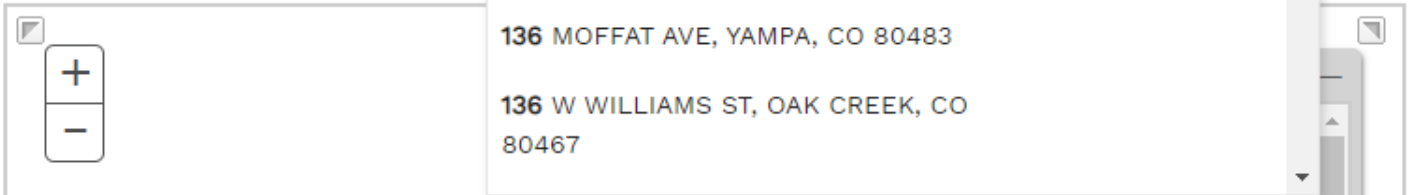
136 E JEFFERSON AVE, HAYDEN, CO
81639

136 MAIN ST, YAMPA, CO 80483

136 MOFFAT AVE, YAMPA, CO 80483

136 W WILLIAMS ST, OAK CREEK, CO
80467

— ▾ Map —



Then locate the “Parent” permit number. It will be a new building permit of the correct type.

Next Page.

Property Review

Parcel Identification Number: 198200001

[Printable](#)

Property Details

Parcel Identification Number: 198200001

Status: Active

Legal Description: LOT 1 REPLAT OF LOTS 10-14 BLOCK 4 &
W 35 FT LOTS 6 THRU 9 BLK 4
ORIGINAL TOWN OF HAYDEN (HISTORICALLY DESIGNATED HI-WAY
BAR & GRILL)

attBuildingCount: 3

Section: 9

Lot: 001

Lot Area: 0.32

Block: 00

Addresses

Street #	Pre-Direction	Street Name	Direction	Unit #	Status
136	E	JEFFERSON AVE			Active

Contacts

Type	Description
Property Owner	<i>Not shown for privacy reasons</i>

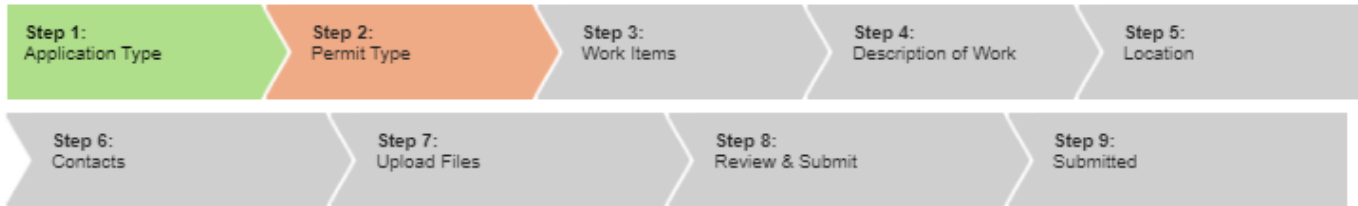
Permit Applications

Permit #	Type	Work Class	Status	Date Issued
PR211102	Plumbing	New	In Plan Check	
	<u>Permits:</u>			
	<u>Description:</u> Plumbing for new school			
PR211098	Mechanical	New	Ready for Issuance	
	<u>Permits:</u>			
	<u>Description:</u> mechanical for new school			
PR211093	Electrical	New	In Plan Check	
	<u>Permits:</u>			
	<u>Description:</u> new electrical for school			
PR211089	New Commercial Building	New	In Plan Check	
	<u>Permits:</u>			
	<u>Description:</u> New school building			

This step will auto fill and doesn't need to be changed.

Welcome Mike Alfieri

[Sign Out](#) [My Account](#) [My Items](#) [Portal Home](#) [Property Search](#)



Permit Application - Select Permit Types

TMPPR20210000726

Required information is indicated with an asterisk (*).

– **Please choose as many Permits as are appropriate.**

Search for permit types

Electrical

Previous Step: Application Type

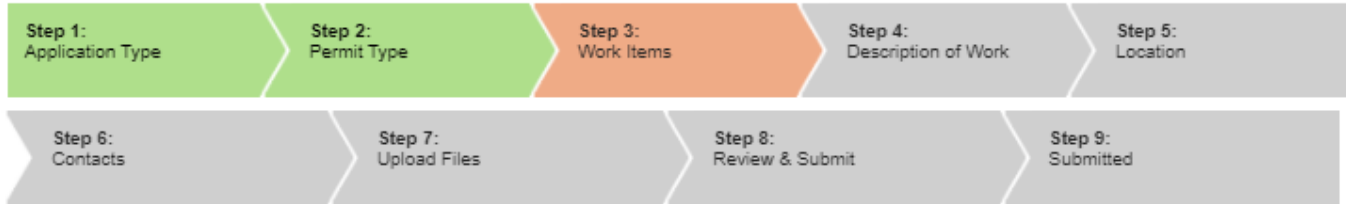
Next Step: Work Items

Save this Application for Later

Choose all that apply.

Welcome Mike Alfieri

[Sign Out](#) [My Account](#) [My Items](#) [Portal Home](#) [Property Search](#)



Permit Application - Work Items

TMPPR20210000726

Required information is indicated with an asterisk (*).

Electrical Permit

Please choose as many work items as are appropriate.

Search for work items

- Equipment Wiring (e.g. hot tubs, swimming pool, range, dryer, etc)
- New Residential Building Electrical
- Residential Electric Alteration/Addition
- Service Panel New/Alteration Residential
- Solar Electric Permit

Previous Step: Permit Type

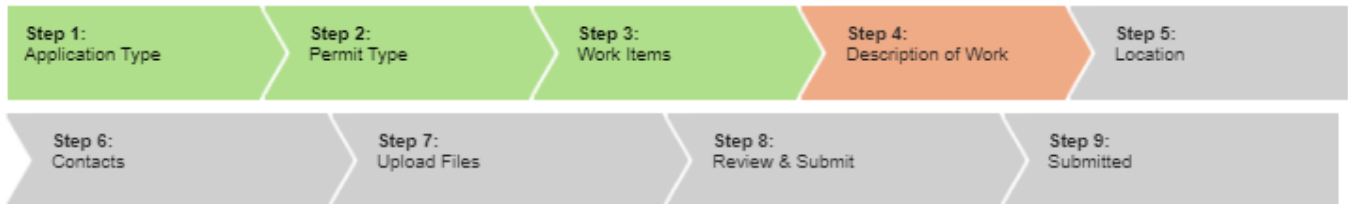
Next Step: Description of Work

Save this Application for Later

This is almost always 1 unless you choose Equipment wiring. Then enter the number of individual items being wired or if you are doing multiple panels on the same job.

Welcome Mike Alfieri

[Sign Out](#) [My Account](#) [My Items](#) [Portal Home](#) [Property Search](#)



Permit Application - Description of Work

TMPPR20210000726

Required information is indicated with an asterisk (*).

– ▾ Electrical Permit Work Items

Residential Electric Alteration/Addition

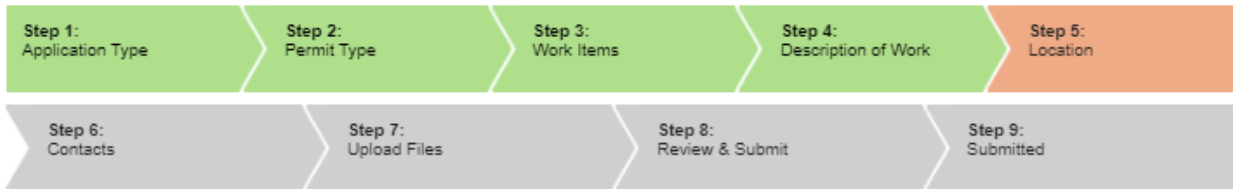
QTY: *

Please enter the quantity for this work item in the units specified

[Previous Step: Work Items](#)

[Next Step: Location](#)

[Save this Application for Later](#)



Permit Application - Location of Work Being Done

TMPPR20210000726

Required information is indicated with an asterisk (*).

[Find location in Map](#)

Location Type(s) to Search For:

Search for location:

- 136 6TH ST, STEAMBOAT SPRINGS, CO 80487
- 136 LINCOLN AVE, STEAMBOAT SPRINGS, CO 80487
- 136 MISSOURI AVE, STEAMBOAT SPRINGS, CO 80487
- 136 SPRUCE ST, STEAMBOAT SPRINGS, CO 80487
- 1136 MANITOU AVE, STEAMBOAT SPRINGS, CO 80487

The location you have selected: *

Add Another Location

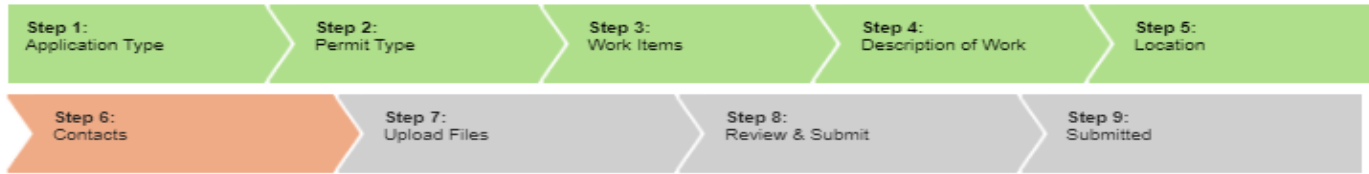
Previous Step: Description of Work

Next Step: Contacts

Save this Application for Later

Welcome Mike Alfieri

[Sign Out](#) [My Account](#) [My Items](#) [Portal Home](#) [Property Search](#)



Permit Application - Contacts

TMPPR20210000726

Required information is indicated with an asterisk (*).

Type	Contact
Property Owner	<i>Not shown for privacy reasons</i>
Applicant	Mike Alfieri, Address:136 6th St, Phone:(970) 870-5335
Contractor	Choose Contractor From Address Book

[Add Business From Address Book](#)

[Previous Step: Location](#) [Next Step: Upload Files](#) [Save this Application for Later](#)

Powered by [CityView](#) 

Add all design professionals and contacts that are related to this permit at any time during the process.

This would include scheduling inspections. Inspection requests will ONLY be accepted through this portal or in person.

Permit Application - Contacts

TMPPR20210000745

Address Book

Required information is indicated with an asterisk (*).

Search for a licensee:*

HASELDEN CONSTRUCTION LLC, Address:6950 S. POTOMAC ST., Phone:

from the list.

Add This Contact

Previous Step: Location

Next Step: Upload Files

Save this Application for Later

Powered by CityView

Step 1:
Application Type

Step 2:
Permit Type

Step 3:
Work Items

Step 4:
Description of Work

Step 5:
Location

Step 6:
Contacts

Step 7:
Upload Files

Step 8:
Review & Submit

Step 9:
Submitted

Permit Application - Contacts

TMPPR20210000745

Required information is indicated with an asterisk (*).

Type	Contact
<input checked="" type="checkbox"/> Contractor	HASELDEN CONSTRUCTION LLC, Address:6950 S. POTOMAC ST., Phone:(303) 751-1478
Property Owner	<i>Not shown for privacy reasons</i>
Applicant	Mike Alfieri, Address:136 6th St, Phone:(970) 870-5335

[Add Business From Address Book](#)

Previous Step: Location

Next Step: Upload Files

Save this Application for Later

Powered by CityView

Step 7.

Permit Application - Upload Documents

TMPPR20210000726

Note: This step is optional. Documents may be uploaded at a later time from the Upload Submittals link located on the main page.

Guidelines For Electronically Submitting Documents:

- Submitted documents should be under 50MB in size.
- Accepted file extensions:
 - pdf, dwg, cad, jpg, docx, xlsx
- All plans shall be to scale. If prepared by a licensed professional, they must be stamped and signed by the professional.
- Recommended naming conventions:
 - Keep filename consistent.
 - Avoid the use of non-friendly filenames. (ex. k9dk38fj3.pdf)
 - Avoid inappropriate language in filenames.
- Submitted documents will be stamped at the conclusion of the review.
 - The stamp will be placed in the upper right hand corner of the document. It is recommended that this area, to the extent possible, be left blank so that no information is lost when the the stamp is applied.

Once you have chosen the files you wish to upload, please click the "Next Step" button located at the bottom of the page, to complete your submission.

Current Submittal

Submittal #1) Permit Application Submittal (07/08/2021)

[Print Requirement Items](#)

Type	Status	Date Verified
There are no required submittal items.		

Upload Additional Documents

Select any documents you wish to provide:

Provide a short description of this set of documents:

Current Submittal

Submittal #1) Permit Application Submittal (07/08/2021)

[Print Requirement Items](#)

Type	Status	Date Verified
Homeowner Agreement Form	Pending	
Select a new document for this requirement: <input type="button" value="Browse.."/>		

Step 7 items are only required if this is a standalone Electrical Permit with no Parent Building Permit or if the homeowner is doing their own work from step 1.

Be sure to follow the naming scheme required.

CSMP.pdf or Architecturalplans.pdf

With anything you would like following the title for your reference.

CSMPjohnson5432.pdf or architecturalplansjohnson5432.pdf

Each submittal type MUST be loaded separately and will be rejected immediately without review if not.

Uploading documents can take a few minutes, be patient let it load the confirmation page.

Reminder: If you have not uploaded documents to all of the submittal requirements then those documents can be provided at a later date by using the Upload Submittals link from the main page.



Permit Application - Review & Submit

TMPPR20210000726

Please review the information below and if it is correct, press the submit application button to submit your application.

– ▾ Permit Information

Permit Type: Electrical

Category of Work: Addition

Description of Work: Family room addition including three lights with corresponding switches and seven outlets.

Locations: Address

136 6TH ST, STEAMBOAT SPRINGS, CO 80487

Property

145018001

Contacts: Contractor

Brett Shaw, Address:345 Lincoln Ave Suite 201B, Phone:(970) 846-6837

Property Owner

Not shown for privacy reasons

Applicant

Mike Alfieri, Address:136 6th St, Phone:(970) 870-5335

– ▾ Building Use

Building Use: Residential

– ▾ **Value of Work to be Permitted: Cost shall include all On-Site Construction work labor and materials, but do not include Factory Built Costs of the building.**

Value of Work to be Permitted: \$4,000.00

→ If this application is related to a New construction application please provide the Parent Permit Application Number

Parent Building Permit Number:

→ Owner Builder

Is the property owner doing No work?:

→ Permit: Electrical

Work Item Description	Units	Quantity
Residential Electric Alteration/Addition	QTY	1

→ Fees

Paid Fees	Amount	Paid	Owing	Date Paid
None	\$0.00	\$0.00	\$0.00	
Outstanding Fees	Amount	Paid	Owing	Date Paid
Electrical Permit Fee - Residential Alteration Work (Routt)	\$100.00	\$0.00	\$100.00	Not Paid
Totals:	\$100.00	\$0.00	\$100.00	

Total Amount Payable Online: \$100.00

By submitting this form you hereby certify that you have read and examined this permit and know the same to be true and correct. All provisions of laws and ordinances governing this type of work will be complied with whether specified herein or not. The granting of this permit does not presume or give authority to violate or cancel the provisions of any other state or local law regulating construction or the performance of construction.

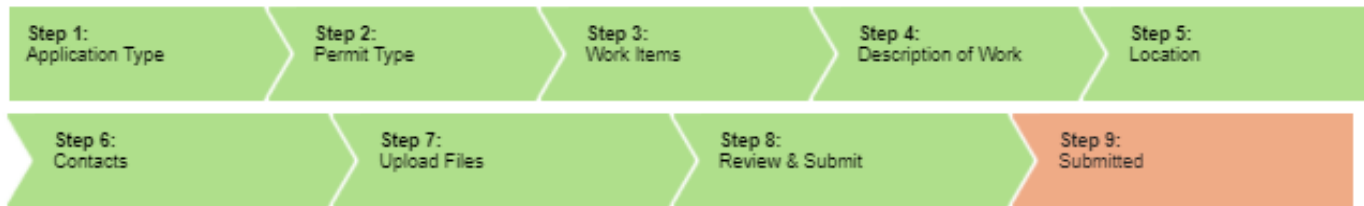
Do you agree?:*

Previous Step: Upload Files

Submit Application

Save this Application for Later

Cancel Application



Permit Application - Submitted

Application Number: **SPREL210804**

[Print This Page](#)

Thank you. Your application has been received and we will begin the review process of your application materials and fees, a staff member will provide you with an update or request for additional information within two business days.

NOTE: If this Permit Application was a Parent Permit for Gas, Mechanical, Electrical, or Plumbing work associated with a Issued Building Permit, then your Permit has been Issued already and field inspections will verify compliance.

There are fees totaling **\$100.00** owing on this application.

[Pay Fees Online](#)

— ▾ **Permit Information** —

Permit Type: Electrical
Category of Work: Addition
Description of Work: Family room addition including three lights with corresponding switches and seven outlets.
Locations: Address
136 6TH ST, STEAMBOAT SPRINGS, CO 80487
Property
145018001
Contacts: Contractor
Brett Shaw, Address:345 Lincoln Ave Suite 201B, Phone:(970) 846-6837
Property Owner
Not shown for privacy reasons
Applicant
Mike Alfieri, Address:136 6th St, Phone:(970) 870-5335

— ▾ **Building Use** —

Building Use: Residential

— ▾ **Value of Work to be Permitted: Cost shall include all On-Site Construction work labor and materials, but do not include Factory Built Costs of the building.** —

Value of Work to be Permitted: \$4,000.00

— ▾ **If this application is related to a New construction application please provide the Parent Permit Application Number** —

— ▾ **Owner Builder** —

Is the property owner doing No
work?:

— ▾ **Permit: Electrical** —

Work Item Description	Units	Quantity
Residential Electric Alteration/Addition	QTY	1

Welcome Mike Alfieri

[Sign Out](#) [My Account](#) [My Items](#) [Portal Home](#) [Property Search](#)

My Items

[Expand All](#) / [Collapse All](#)

→ [My Business License Applications](#)

→ [My Code Enforcement Complaints](#)

→ [My Contractor Registrations](#)

→ [My Permit Applications](#)

Show Active

Reference Number	Address	Type	Status	Date Created
SPREL210804	136 6TH ST, STEAMBOAT SPRINGS, CO 80487	Electrical	Pending	07/08/2021
<u>Description:</u> Family room addition including three lights with corresponding switches and seven outlets.				
Pay Fees	Upload Submittals			
SPREL210803	136 6TH ST, STEAMBOAT SPRINGS, CO 80487	Electrical	Pending	07/08/2021
<u>Description:</u> detailed example				
Pay Fees	Upload Submittals			
SPRAB210798	136 6TH ST, STEAMBOAT SPRINGS, CO 80487	Accessory Building	Pending	07/07/2021
<u>Description:</u> new test				
Pay Fees	Upload Submittals			

You can pay either while completing the application in step 9 or anytime under the “My Items” tab in the “Portal Home” menu if applicable.

If you pay online while applying or shortly after the turnaround time is 24 to 48 hours. If payment is not received the review timeline will be delayed until that payment is processed.

Permit Application Fees

SPRWD210837

Please select the fees you wish to pay now by checking the "Pay" checkbox on the fees below.

Fee Type	Amount	Amount Paid	Pay?
Steamboat Springs Fire Dept: Plan Review	\$25.00	\$0.00	<input checked="" type="checkbox"/>
Plan Review Fee (Routt)	\$146.98	\$0.00	<input checked="" type="checkbox"/>
Totals:	\$171.98	\$0.00	
Total Selected:	\$171.98		

Powered by [CityView](#) 

See next page.



Enter Payment Information

All fields are required unless labeled as optional.

First Name

Middle Name

Optional

Last Name

Daytime Phone Number

ZIP Code

Email 

Re-Enter email

Payment Components

Payment Type	Account Number	Date Due	Payment Amount
CITYVIEW	193-CITYVIEW		2398.38

Payment Method



eCheck / Bank Account



Debit Card



Credit Card

Continue

Cancel